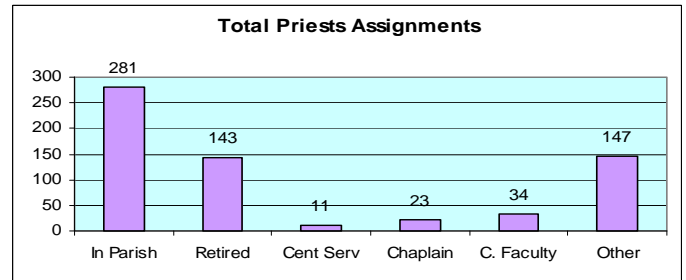


ARCHDIOCESE OF DETROIT

Priest Statistics – April 2010

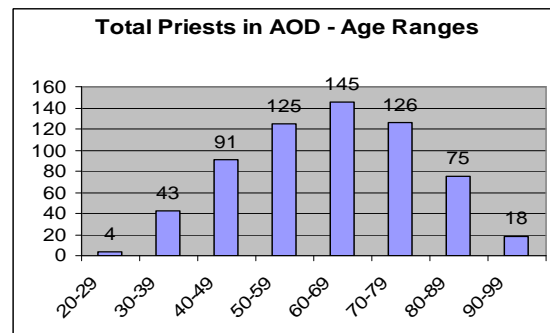
TOTAL PRIESTS ASSIGNED TO AOD: 639

- 444 Diocesan
- 195 Religious
- Primary Assignments:
 - 281 (44%) in Parishes (pastors, associate pastors, administrators)
 - 11 (2%) Central Service
 - 23 (4%) Chaplains
 - 34 (5%) College Faculty
 - 143 (22%) Retired
 - 147 (23%) Other (various roles: bishops, provincial work, campus minister, teachers, sabbatical, etc)




Total 639 (Average Age = 63.4)

- AGES: 20-29 = 4 (1%)
- 30-39 = 43 (7%)
- 40-49 = 91 (15%)
- 50-59 = 125 (20%)
- 60-69 = 145 (23%)
- 70-79 = 126 (20%)
- 80-89 = 75 (12%)
- 90-99 = 18 (3%)
- Data not available = 12



DIOCESAN PRIESTS: 444

- 197 (44%) Pastors
- 32 (7%) Associate Pastors
- 12 (3%) Administrators
- 9 (2%) Central Service
- 17 (4%) Chaplains
- 125 (28%) Retired
- 52 (12%) (various roles: bishops, provincial work, student, rector/vice, faculty/college, sabbatical, leave of absence, etc.)



Total 444 (Average Age 62.6)

- AGES: 20-29 = 4 (1%)
- 30-39 = 28 (6%)
- 40-49 = 70 (16%)
- 50-59 = 100 (23%)
- 60-69 = 99 (22%)
- 70-79 = 82 (19%)
- 80-89 = 47 (11%)
- 90-99 = 13 (3%)
- Data not available = 1

